

# ALP English

## LEVEL 1

© 2018, THE REPUBLIC OF SOUTH SUDAN, MINISTRY OF GENERAL EDUCATION AND INSTRUCTION. All rights reserved. No part of this book may be reproduced by any means graphic, electronic, echanical, photocopying, taping, storage and retrieval system without prior written permission of the Copyright Holder. Pictures, illustrations and links to third party websites are provided in good faith, for information and education purposes only.



This book is the property of the Ministry of General Education and Instruction

**THIS BOOK IS NOT FOR SALE**



Funded by:

**GLOBAL  
PARTNERSHIP  
for EDUCATION**

*quality education for all children*

## FOREWORD

I am delighted to write the foreword for this book. The Ministry of General Education and Instruction (MoGE&I) has developed the Accelerated Learning Programme (ALP) textbooks based on the National Curriculum of South Sudan.

The textbook was written to help learners develop the background knowledge and understanding in the subject. It is intended largely to serve as a source of knowledge and understanding of the subject concerned, but not to be considered as a summary of what learners ought to study.

The National Curriculum is a competency based and learner-centered that aims to meet the educational needs and aspirations of the people of South Sudan. Its aims are manifold: (a) Good citizenship (b) successful lifelong learners, (c) creative, active and productive individuals; and (d) Environmentally responsible members of our society.

This textbook was designed by subject panelists to promote the learners' attainment of the following competencies; critical and creative thinking, communication, cooperation, culture and identity.

No one can write a book of this kind without support from colleagues, friends and family. Therefore, I am pleased to register my thanks to Dr Kuyok Abol Kuyok, the Undersecretary of the Ministry, who emphasized the importance of Alternative Education System (AES) and approved the development of its textbooks.

I also want to record my thanks to Ustaz Omot Okony Olok, the Director General for Curriculum Development Centre (CDC) and Ustaz Shadrack Chol Stephen, the Director General for Alternative Education Systems (AES) who worked tirelessly with the subject panelists to develop the textbooks.

Lastly, but not least, my greatest thanks and appreciation must go to the Global Partnership for Education (GPE) and UNICEF-South Sudan for without their support and partnership this textbook would not have seen light.

---



---

Hon. Awut Deng Acuil, MP  
Minister,  
Ministry of General Education and Instruction  
Republic of South Sudan, Juba

# Contents

Unit	1: POLITE GREETINGS .....	1
Unit	2: INTRODUCING MYSELF .....	13
Unit	3: OUR HOME.....	24
Unit	4 :OUR SCHOOL.....	35
Unit	5 OUR ENVIRONMENT .....	44
Unit	6 TRANSPORT AND TRAVEL .....	53
Unit:	7 HEALTH AND HYGIENE .....	58
Unit	8 ACCIDENTS AND SAFETY .....	67
Unit	9 NUTRITION .....	78
Unit	10 GAMES AND SPORTS .....	88
Unit	11 WEATHER .....	94
Unit	12 ECONOMIC ACTIVITIES.....	98
Unit	13 OCCUPATIONS .....	103
Unit	14 TELLING TIME .....	108
Unit	15 PEACE AND SECURITY .....	115
Unit	16 SOCIAL EVENTS .....	123
Unit	17 TECHNOLOGY .....	127

**A** Good morning

**Activity 1: Look and say**

Good morning, Kenyi.




Good morning, mother.


## Activity 2: Look and talk




We help at home.



We help in the community.



We help in school.



We share with our friends.

## Activity 3: Role-play



**Okongo:** **May I** borrow your duster, **please?**

**Akello:** Yes, you can.


**Okongo:** **Thank you** very much.

**Akello:** You are **welcome**.

## Activity 4: Practise

- Please
- May I
- Thank you
- Welcome
- Sorry

Good morning, teacher.



Good morning, children.

## Activity 5: Sing and act



Good morning, teacher.

Good morning, Keji.


Good morning, Kenyi.

Good morning all.

## B Good afternoon

### Activity 6 : Good afternoon , Act and say

Good afternoon, Kenyi.



Good afternoon, teacher.



# C Goodbye

## Activity 7: Good bye

### Good bye teacher



### Good bye, children

## C Activity 8: Say and role play



Thank you, aunt.

You are welcome.

I am very sorry.



## D Good evening

### Activity 9: Say and role-play

Good evening, children.



Good evening, father.  
Good evening, mother.

### Activity 10: Sing and act



Goodbye sun.  
The night is coming.  
We say **goodnight**.



**E** How are you? Fine thank you

### Activity 11: Say and act



**Mr Wani:** Please help me carry my sack.

**Lam:** I will help you, Sir.

**Mr Wani:** You are so kind.

**Lam:** Thank you, Sir

## Activity 12: Look and say

How are you? Fine thank you

How are you, John?

Am very fine, thank you.



## Activity 13: Play a game



Can you play a game?

We are sorry.

## Activity 14: Listen and tell

### Achol in Hospital

Achol did not come to school. She had broken her leg. She was taken to hospital. She stayed in hospital for a week.






## Activity 15: Draw and show

1. Draw one thing that happened to Achol.
2. Show the picture and tell the class about it.

## Activity 16: Tell us

- a) Why did Achol not go to school?
- b) Why was Achol happy to see her classmates?
- c) How can we help the sick?

**Activity 17: Say the greeting.**

<p><b>A</b></p>	
<p><b>B</b></p>	
<p><b>C</b></p>	

**Activity 18: Say**

Say the new words learnt during this unit

**A** My name

**Activity 1: Say and role-play**

Good morning, teacher.



Good morning, children.  
My name is Miss Alam.



## Activity 2: Say and role-play

My name is Buwa.  
I am in Primary Two.  
I **like** mangoes.



My name is Opi.  
I am in Primary Two.  
I **like** bananas.

I am in level one.

My name is ...

I like ...

## Activity 5: Look and role-play



**dance**



**Run**

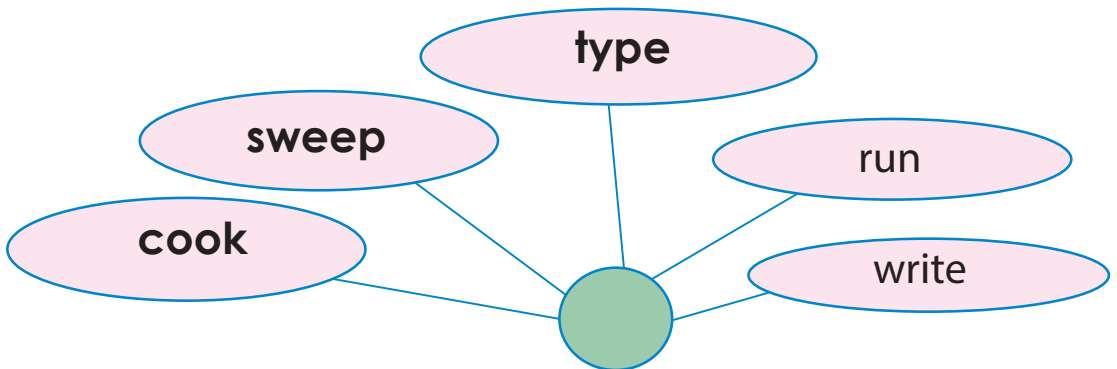


**read**



**ride**

## Activity 7: Mime



## Activity 6: Listen and act

1. My name is .....
2. Am a .....

## B What is your name?

## Activity 5: Listen and act



**Pupil 1:** I am Kenyi. What is your name?

**Pupil 2:** My name is Keji.

## Activity 8: Say in turns

**Teacher:** What is your name?

**Pupil 1:** My name is \_\_\_\_\_.

## C She is ... and He is ...

### Activity 9: Point and say



### Activity 10: Play a naming game



## D My friends

### Activity 11: Recite and do



My name is Alice.

I have many friends.

This one is John. He is a boy.

This one is Mary. She is a girl.

### Activity 12: Tell us

a) Who are your friends?

b) What do you like about your friends?

## Activity 13: Play a game

What do you like?

I like singing.



I like football.

## Activity 14: Sing and act



I like running, fast and slow.

I like running, down a hill.

I like skipping, up and down.

Moving is better than being still.

## Activity 15: Look and talk



dogs


darkness

cry

sad

Say what you dislike.

## Activity 16: Role-play



sad



cry

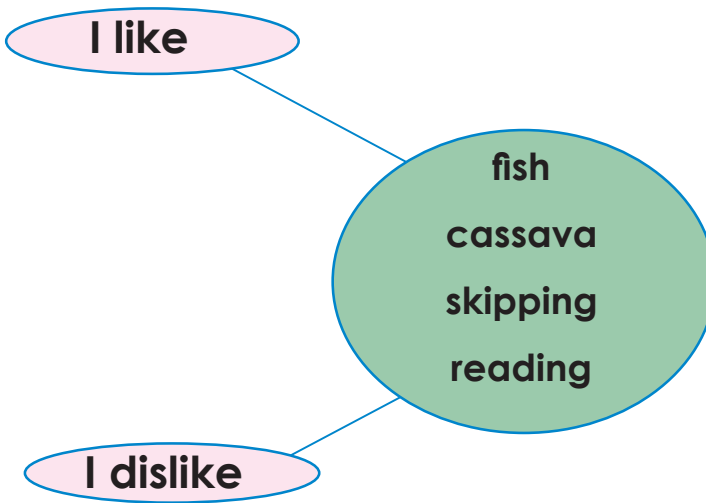


smile

## Activity 17: Draw and colour

Draw yourself happy or sad. Say why.

## Activity 18: Say



## Activity 19: Guess

Guess what they like or dislike.





## Activity 20: Listen and tell

### Awori's likes

This is Awori. Awori is in Primary 2. Awori likes eating rice, beans, cabbage, potatoes and kisra.



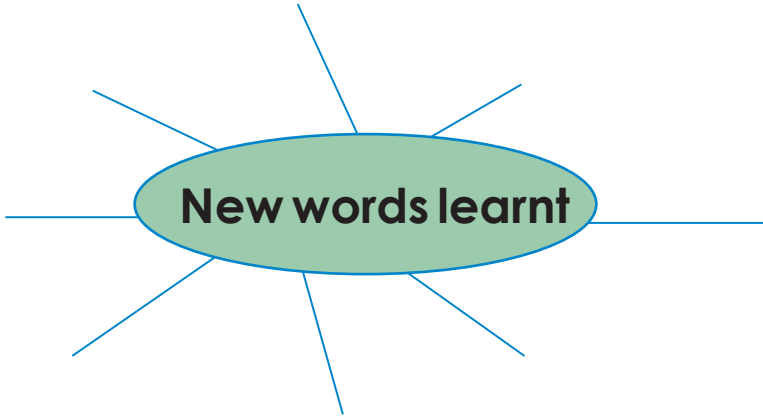
Awori enjoys cooking and reading. She always helps her mother to cook.

Awori reads many storybooks. She wants to write her own books when she grows up.

## Activity 21: Tell us


- What foods does Awori like?
- What does Awori want to do when she grows up?
- What foods do you enjoy eating?

## Activity 22: Say



**A** A home

**Activity 1: Look and talk**




**Activity 2: Draw your home**

Draw and talk about your home.

## B Things at home



## Activity 3: Look and name



## Activity 4: Recite E



We have one dog.

We have two houses.


We have three cows.

# C People at home

## Activity 5: Point and name



Name Okello's family.



## Activity 6: Talk about your family

I have .....

My grandmother is .....

My aunt is .....

## Activity 7: Look and say



My name is Akot.  
This is my grandmother.  
I have one brother.

## Activity 8: Role-play and say

- 1 . In groups, role-play activities done at home.
- 2 . Sequence them.

## Activity 9: Draw and name

Draw and name one family member.

## D Roles at home

### Activity 10: Look and talk

COWS



### Activity 11: Rhyme

Say the rhyme with your teacher.



In the morning, the goats graze.

I see the maize.

In the afternoon, the cows graze.

I see the maize.

### Activity 12: Mime

Choose an action to mime.



## Activity 13: Listen and mime

### Kenyi's home

My name is Kenyi.  
We share roles at home.  
Mother is cooking food.



Father is cutting grass.  
I am washing cups and plates.

## Activity 14: Tell us

- Who do you live with?
- What do your family members do?

## Activity 15: Mime and say



wipe



cook



milk



wash legs

## Activity 16: Say using your family

What they do

mother  
father  
sister  
brother

## Activity 17: Role-play and say

1. In groups, role-play activities done at home.
2. Sequence them.

## Activity 18: Recite a poem



**At home at home  
Father is milking the cow  
Sometimes mother milks the cow  
Mother is going to the market  
Sometimes father goes to the market.**



**Brother is sweeping the house  
Sometimes I sweep the house  
Sister is cooking our food  
Sometimes brother cooks our food  
We are a happy family.**

## Activity 19: Match from your family

mother

father

sister

brother

I

cooks food

feeds chicken

going to the market

sweeps the house


milks the cow

## Activity 20 Listen and tell

### Our good neighbour

My name is Okello. My grandmother and grandfather came to visit yesterday. They brought a lot of food.

My mother gave some of the food to our neighbour. She gave him wheat flour and cassava. Our neighbour was very happy. He said our mother is kind.



I know our neighbour is kind too. He always brings me sweets and toys when he goes to Juba town. I like my neighbour.

## **Activity 21: Tell us**

- 1. How is Okello's neighbour kind?**
- 2. Do you like your neighbour? Why?**
- 3. Who is a good neighbour?**
- 4. How can we be good neighbours?**

## **Activity 22: Tell a story**

**Tell a story about your neighbours. Talk about your neighbour.**

**A** A School

**Activity 1: Look and talk**




**Activity 2: Draw and show**

Draw and talk about your school.

## B Things in school


### Activity 3: Look and say



classroom




flag



desk




table



book



pencil



**Talk about your school.**

**Our school**

**Our school is ...**

**Our school has ...**

**Our school**

**I like our school ...**

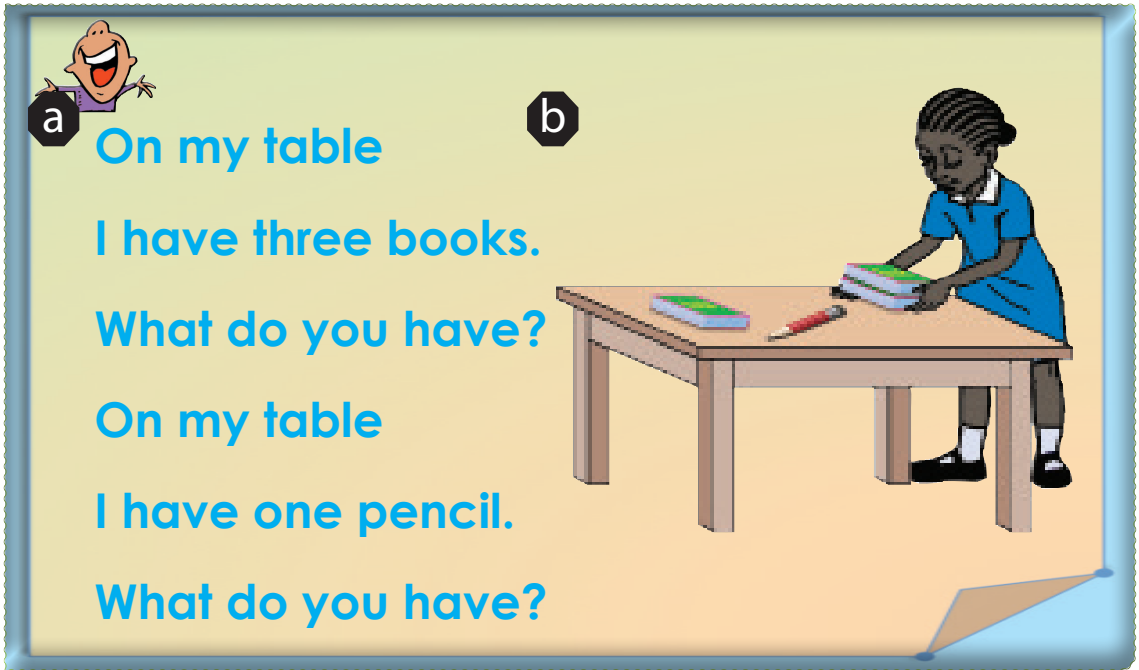
## **Activity 4: Who am I?**



- a) book
- b) ball
- c) bag
- d) duster
- e) pen
- f) rubber



## Activity 5: Sing and touch



**a** On my table  
I have three books.  
What do you have?  
On my table  
I have one pencil.  
What do you have?


**b**

**c**

**d**

# C People in school

## Activity 6: Look and name



teacher



pupils



cleaner





secretary

# Activity 7: Greet the people in your school

## D What we do in school

### Activity 1: Look and say



learn



### Activity 2: Practise and say

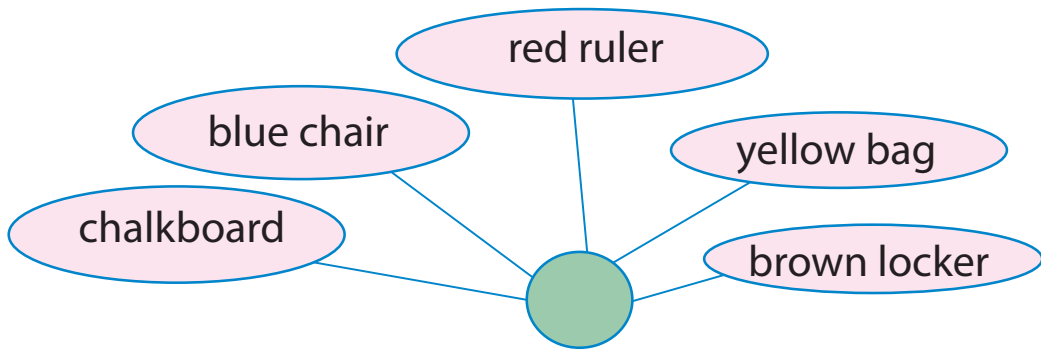


I learn at school.

I play at school.

I clean my school.

## Activity 8: Point and name



## Activity 9: Listen and tell

### My school

My name is Alex.

I am in Primary One.

I go to Stars Primary School. I learn at school.

We have a head teacher and many teachers.



## Activity 10: Tell us

a) What do you learn at school?

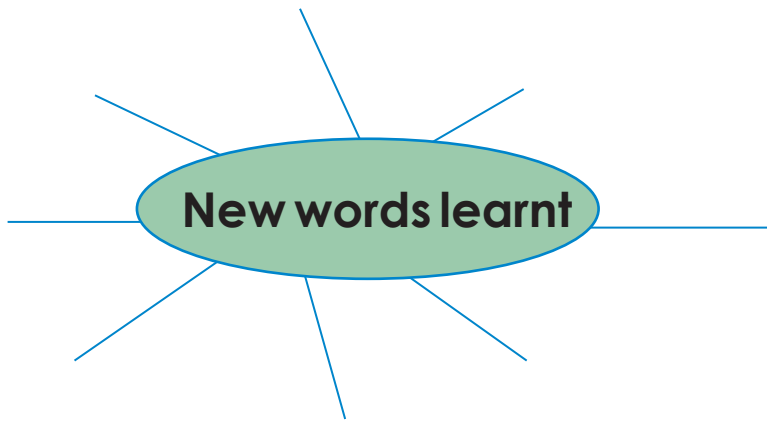
b) What do you like doing in school?

## Activity 11: Draw and show

Draw your school. Talk about it.


## Activity 3: Say

Draw your school and talk about it.



**A** What is around us

**Activity 1: Look and talk**



## Activity 2: Look and talk

woman

children

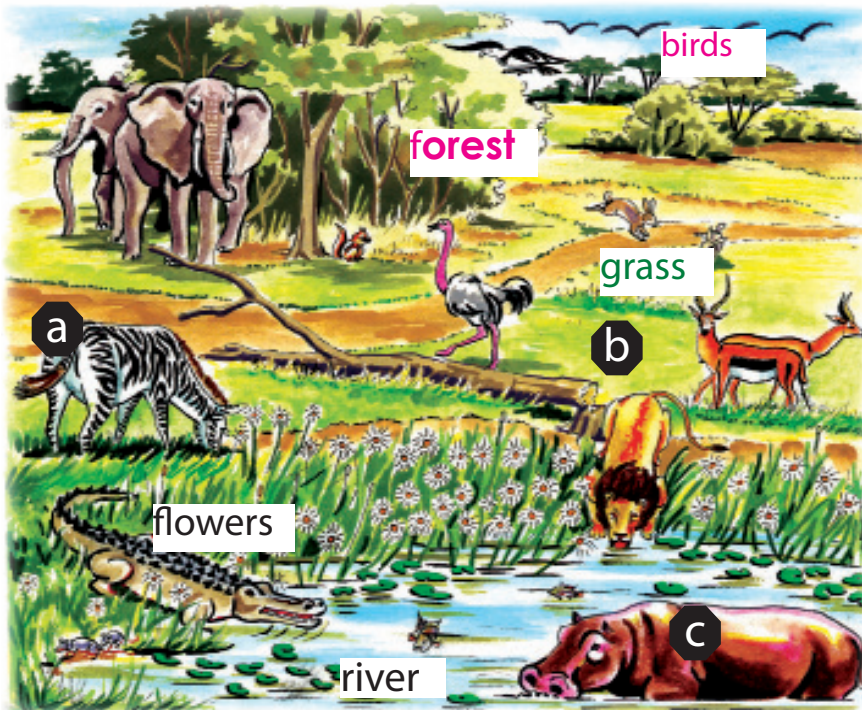
man

road

animals



## Activity 3: Point and name





## Activity 4: Recite





I see the River Nile.  
What do you see?  
I see many animals.  
What do you see?  
I see plants and trees.  
What do you see?




## B Destroying our environment

### Activity 5: Look and talk



littering



## Activity 6: Sing






Cutting trees  
Cutting trees  
Destroys our world.


Wasting water  
Wasting water  
Destroys our world.

## C Protecting our environment

## Activity 8: Look and talk



## Activity 9: Recite



**I see the beautiful world  
I see the bright stars above  
I see a bird flying high  
How beautiful the world is!**

**I see a green tree standing high  
I see many big elephants  
See how good they look**

# Activity 10: Look and name


sheep

donkey

horse

duck

camel



elephant

zebra



## Activity 11: Recite



We plant trees, we plant trees  
We water our plant, we water our plant  
We clean our school, we clean our school  
We burn our litter, we burn our litter  
We care about our world

## D Story

### Activity 12: Listen and tell

We must not cut many trees.  
We need to plant many trees.  
We need to water the trees.



We need to clean our school.  
We need to take care of our environment.

### Activity 13: Tell us

How can you look after your environment?

## Activity 14: Play a game

Play a memory game. The teacher will guide you.

## Activity 15: Say

Say what these animals give us.

cows  
goats  
hens



## Activity 16: Listen and tell

### Akello and the dog

One day, Akello's father sent her to the market. She was going to buy fruits. She went and bought mangoes, a pineapple, an apple and bananas.

On her way back, a dog appeared from the bush. Akello dropped the fruits and ran. She got home crying.



Her father felt sorry for Akello. He went and bought other fruits. Akello was happy.

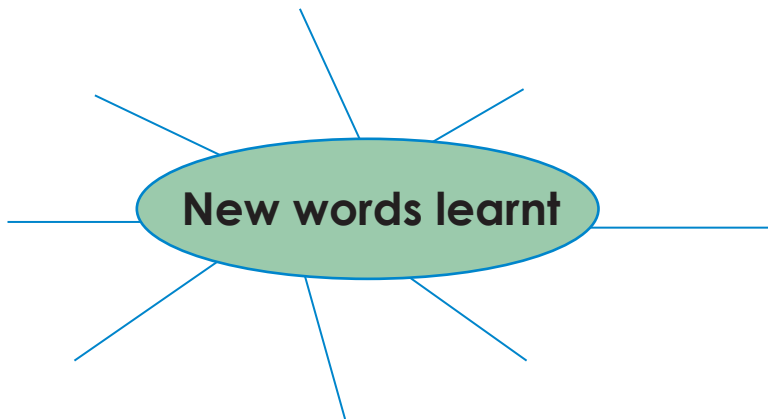
### Activity 17: Tell us

1. What scared Akello?
2. Which fruits had Akello bought?
3. Make faces of Akello when she is sad and when she is happy.

### Activity 18: Role-play

Act out the story 'Akello and the dog'.

### Activity 19: Say




## A Types of transport


### Activity 1: Point and name



ship



aeroplane



train



car


### Activity 2: Draw

Draw one type of transport. Name it.




### Activity 3: Look and say

a




This is a bus.

b



This is a camel.

c



This is a train.

d



This is a bicycle.


e



This is a motorcycle.


## Activity 4: Recite and act

I am ...



I am an aeroplane.  
High high I fly.

I am a car.  
Fast fast I move.



I am a train.  
Long long I am.

## B How far?

### Activity 5: Guess and say

a



bus

b



walk

c



bicycle

## Activity 6: Recite and role-play



We are going to school.

John runs.

We are going to school.

Mary catches the bus.

We are going to school.

Kenyi walks to school.



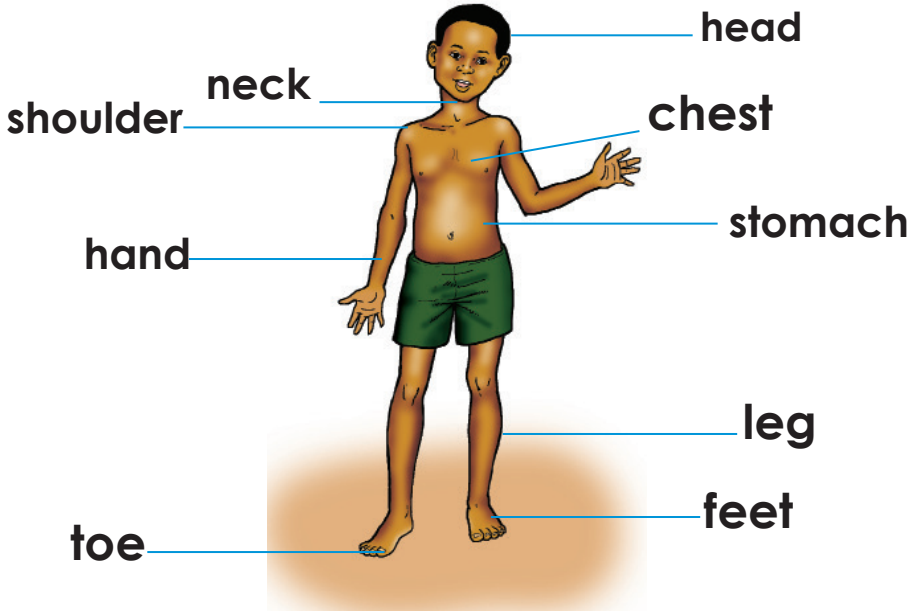
## Activity 3: Tell us

a) How do you get to school?

b) How do your family members travel?

**A** Parts of the body

**Activity 1: Point and name**



**Activity 2: Draw yourself**

Name the parts of your body.

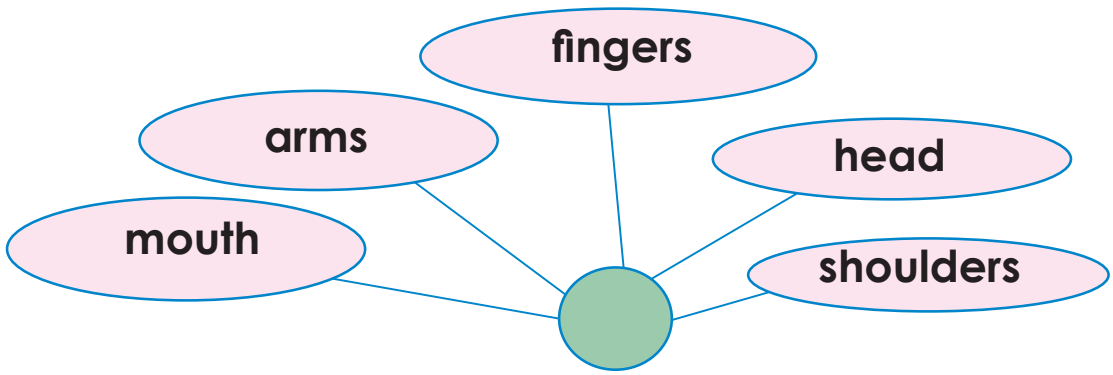
## Activity 3: Sing and act




Head, shoulder, knees and toes  
Knees and toes, knees and toes  
Head, shoulder, knees and toes  
Eyes, ears, mouth and nose

## Activity 4: Say and touch

- a. hand
- b. eye
- c. ear
- d. leg
- e. neck

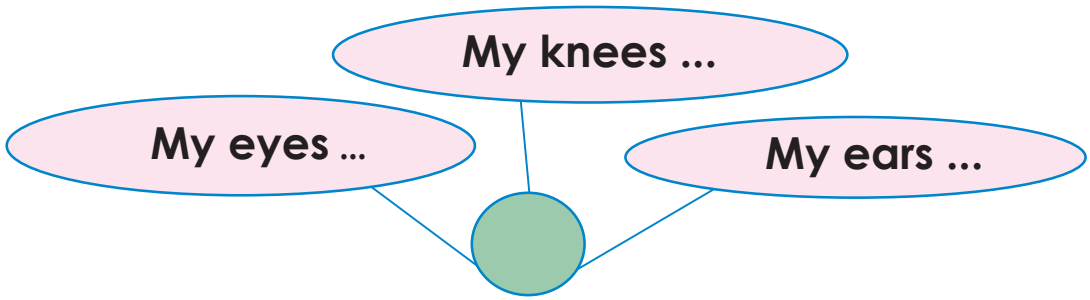


## Activity 5: Sing and act



**My hands are for clapping  
My legs are for jumping  
My fingers are for snapping  
My arms are for hugging  
My feet are for walking  
My tongue is for talking.**

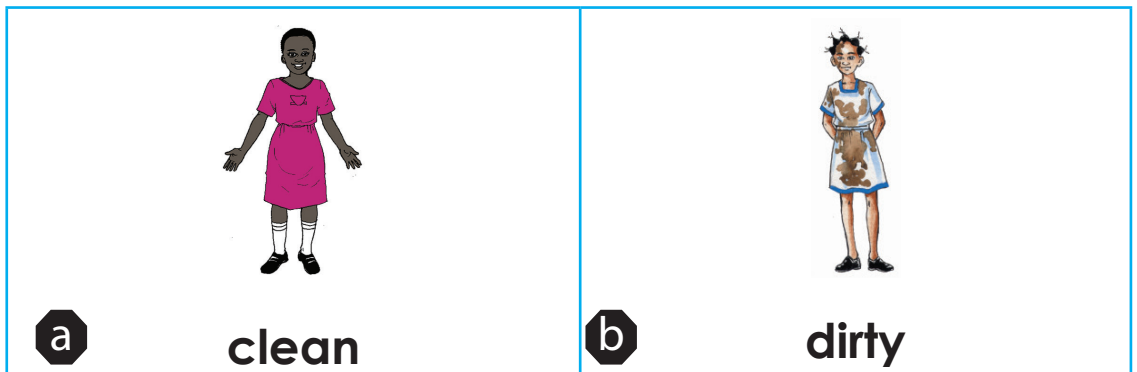
## Activity 6: Sing about




## Activity 6: Play a game

Play the touching game.

## Activity 7: Look and talk



## Activity 7: Touch and name



soap

basin

comb

towel

toothbrush



## Activity 8: Recite



**From head to toe  
We must be all clean  
We brush our teeth  
We cut our nails  
We wash our bodies  
We wash our clothes  
We must be all clean.**

## Activity 9: Recite and touch



This is my head.

This is my nose.

This is my mouth.

This is my hand.

These are my eyes.

These are my ears.

These are my legs.

These are my toes.

Cut nails

Comb

## B Uses of the parts of the body

### Activity 10: Play the game

Show me your ...

This is my **nose**.  
I use it for **breathing**.



These are my **eyes**.  
I use them for **seeing**.



These are my **ears**.  
I use them for **hearing**.

## Activity 11: Listen and tell

### Opi the clean boy

Opi is a clean boy. He keeps his body clean always. He has a toothbrush for brushing his teeth. He has a towel for wiping his body after a bath.

Opi cuts his nails once in a week. He washes his hands before eating and after the toilet.

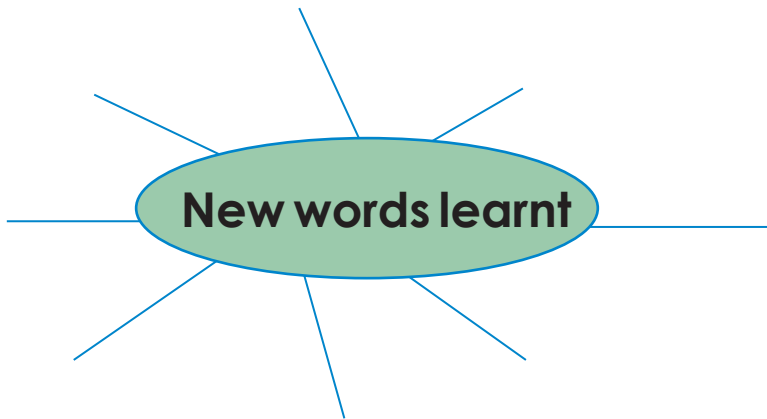
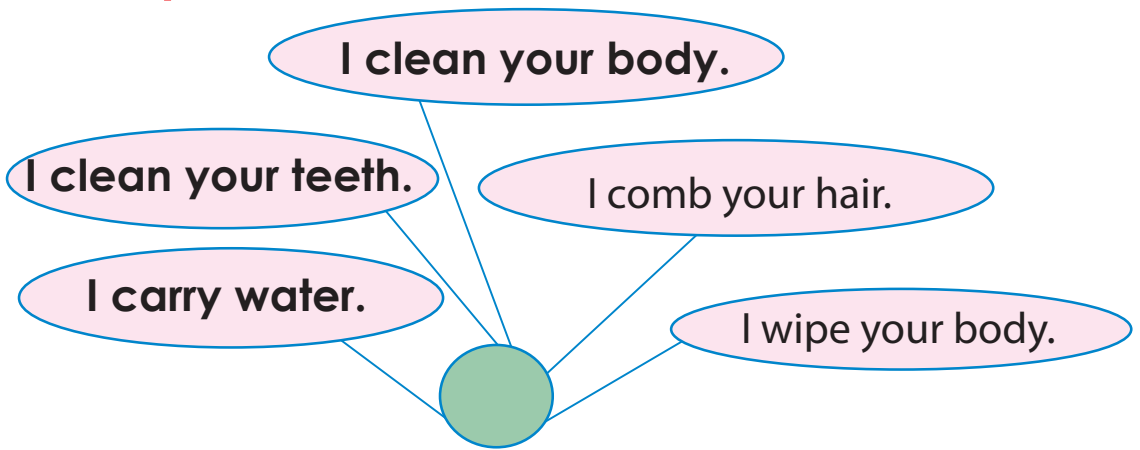


Opi also washes his feet before going to

## Activity 12: Tell us


1. What makes Opi a clean boy?
2. Name the things we use to keep clean.
3. Why is it good to be clean always?

## Activity 12: Who am I?



**A** Common accidents at home


**Activity 1: Look and say**




**a**  
fall



**b**  
fire




**c**  
injury



**d**  
cut

## B Common accidents in school

### Activity 2: Look and talk



nose bleed




### Activity 3: Talk in pairs

1. Have you had an accident at school?
2. Say what happened.

## C Common accidents in the community

### Activity 4: Look and talk

road danger animal fall tree bicycle



### Activity 5: Tell us

Talk about other accidents you have seen.



## Activity 6: Look and talk



a

fire




b

road accident



c

medicine

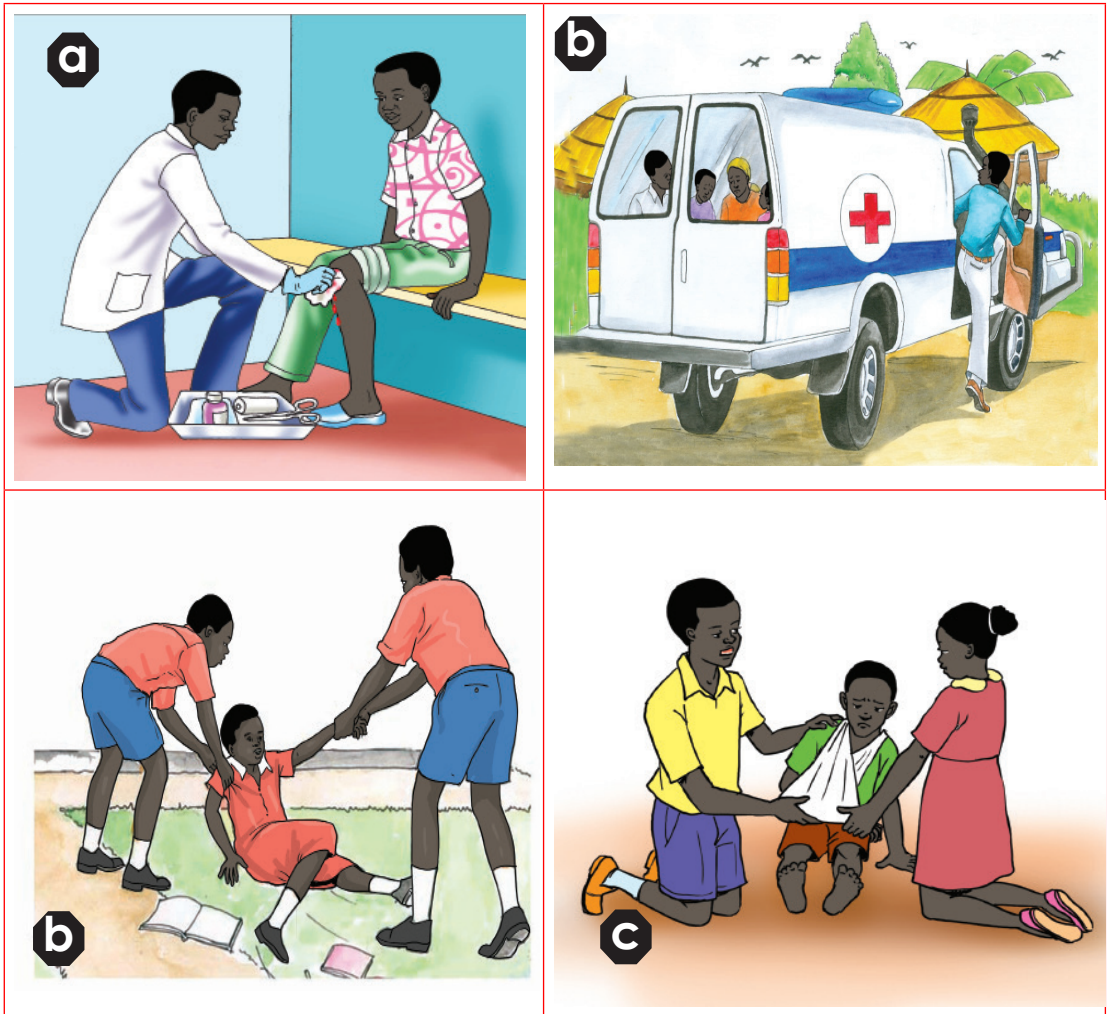


d

fall down

## D Helping during accidents

### Activity 7: Look and say



### Activity 8: Tell us

- a) How do we help when accidents happen?
- b) What does an ambulance do?

## Activity 9: Name and say



ambulance

first aid box

bandage

## Activity 10: Tell us

- How do we help when accidents happen?
- What does an ambulance do?


## **E** Warning others about accidents

### **Activity 11: Recite and role-play**

**Do not play with hot water.  
It can burn you.**



**Do not play with medicine.  
It can make you very sick.**



**Do not play on the road.  
You can get hurt.**

## Activity 12: Listen and tell


### Bees in class

Bees in class.

We lie down.

Mark runs.

Mark is hurt.



## Activity 13: Tell us

What will you do if a bee came to class?

## Activity 14: Say

1. We stay safe at home by \_\_\_\_\_
2. We stay safe at school by \_\_\_\_\_

## Activity 15: Listen and tell

### Bol and the bees

Bol was reading under a tree. Then he saw bees flying towards him. Bol started running towards the house. He fell on a stone and hurt his knee.



Many bees got to Bol and started stinging him. He cried for help. A neighbour came and covered Bol with a blanket. The bees disappeared.

Bol was taken to hospital. He was treated by the doctor and given medicine to take at home. The doctor also tied a bandage on his knee.

## Activity 16: Tell us

1. What did Bol fall on?
2. What did the neighbour use to cover Bol?

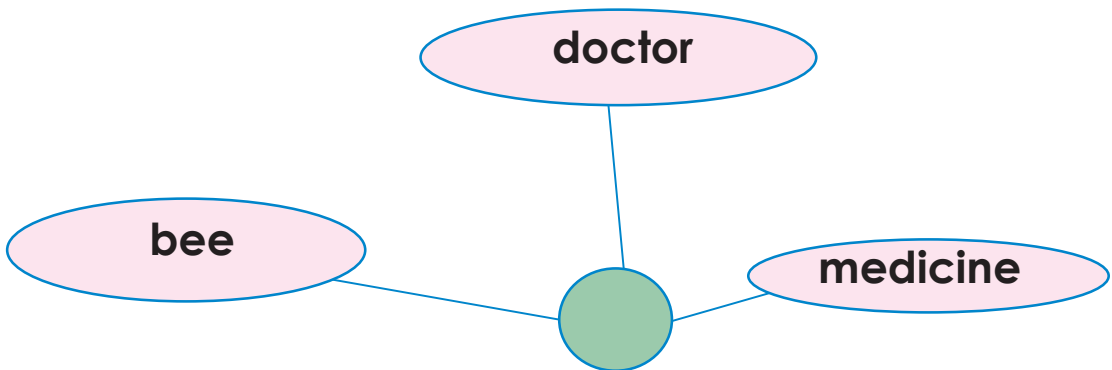
3. What did the doctor tie on Bol's knee?

4. How can we help in an accident?

### Activity 17: Draw and show

Draw one item the doctor used. Name it.

### Activity 18: Match



### Activity 19: Tell your story

Have you had an accident before? Tell the class what happened.

## Activity 20: Recite



Do not play with fire.

Do not play with medicine.

Do not play with sharp objects.

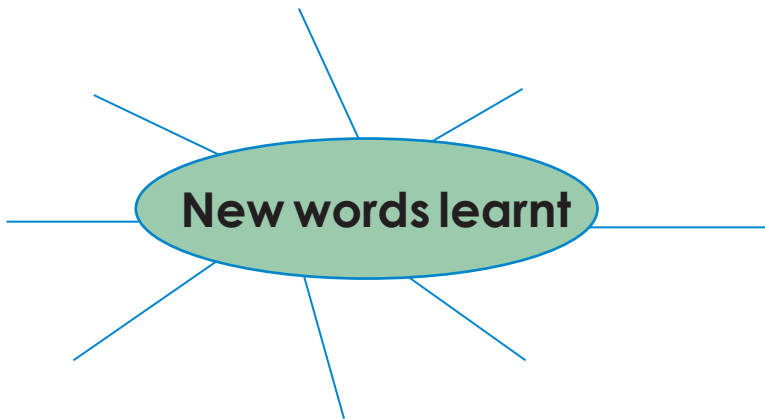
Do not play on the road.

Do not play with hot water.

Do not play with wild animals.

Do not play on a slippery floor.


## Activity 21: Say





**A** Foods we eat

**Activity 1: Look and talk**



## Activity 2: Point and name

fish    bananas    cabbage    wheat    pineapple



## Activity 3: Talk about

Tell your partner what you ate last night.

## Activity 4: Touch and say



a

kisra




b

cassava



**c**

**beans**



**d**

**potatoes**



**e**

**vegetables**



**f**

**rice**

## B Types of foods

### Activity 5: Recite and name



I love good food



Good food makes us grow.

Good food makes us strong.



Good food protects us from diseases.



### Activity 6: Who am I?

Play the 'Who am I' game. The teacher will guide you.

# C How to keep food safe

## Activity 7: Look and talk



We cover our food.  
We keep it safe.


We dry our maize in the sun.  
We keep it safe.



We put milk in the fridge.  
We keep it safe.

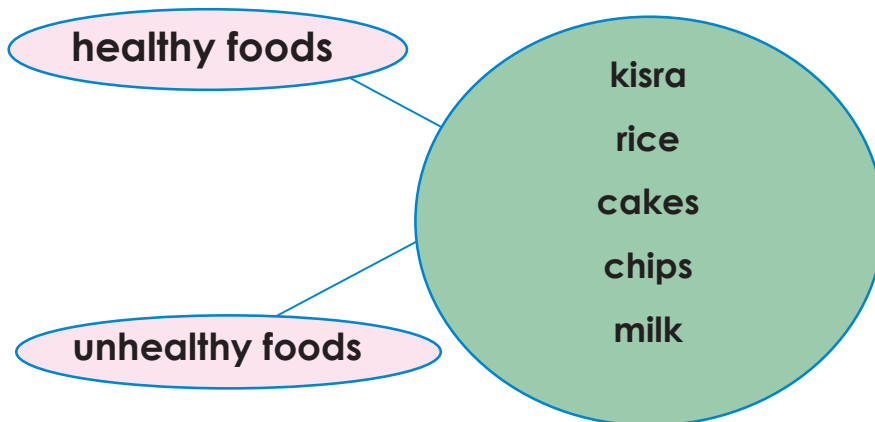
## Activity 8: Say

Who is eating well and who is not? Why?



fish rice milk sweets chips sausages

## Activity 9: Sort



## Activity 10: Who am I?

Describe one food that you like or dislike.

Example:

I am red.  
I am soft.  
Who am I?

## Activity 11: Recite



**Sit upright when eating**

**Eat slowly**

**Do not talk with your mouth full**

**Do not chew loudly when eating**

**Do not eat a lot of sugar**

**Do not eat a lot of fats**

**Eat well grow well.**


# Activity 12: Listen and tell

## Your many friends



We help you grow. We are eggs, beans and meat.

We give you energy to work and play. We are rice, wheat, maize millet and kiswa.



We protect you from all kinds of diseases. All fruits and vegetables are in this family.







I am **water**. I keep you healthy and never thirsty.

I am **fats**. You find me in oils. Do not eat too much of me.



We are **exercises**. We are fun to be with. We help you grow strong and fit.

## Activity 13: Tell us

1. Say **true** or **false**.

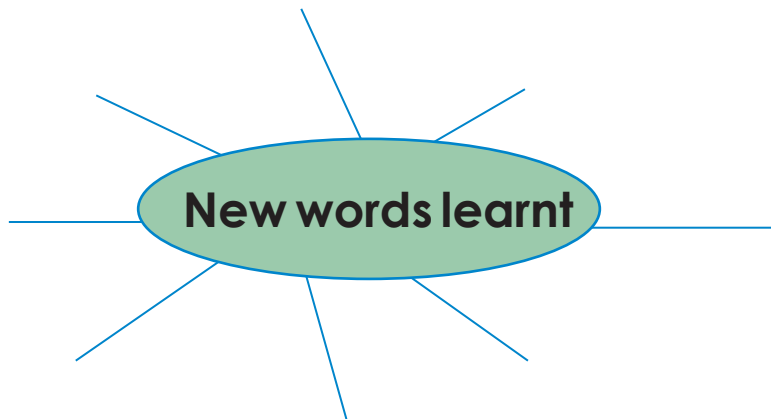
a) Eggs give me energy.

b) You should eat a lot of fats always.

c) You could use balls for exercises.

2. What happens if you do not eat healthy food?

## Activity 8: Say



**Activity 1: Mime**

a



**throw**

b



**hop-scotch**

c



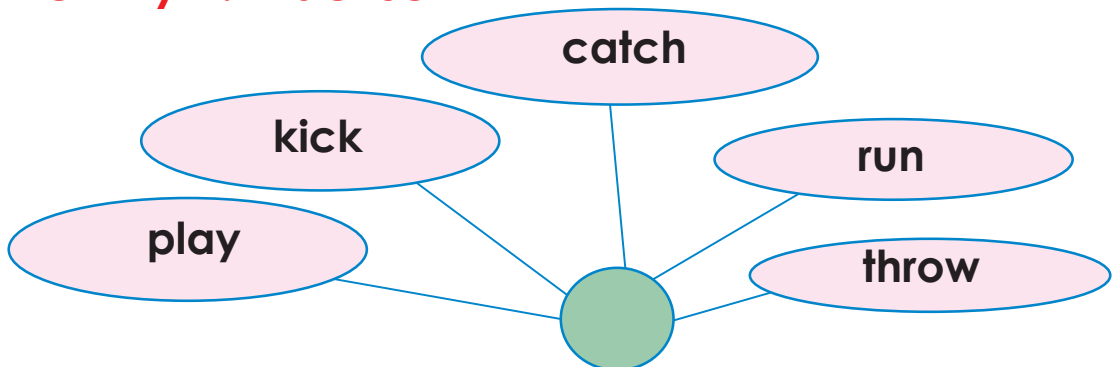
**kick**

d




**run**

**Activity 2: Practise**



## Activity 3: Act and play

a



run

b



pull

c



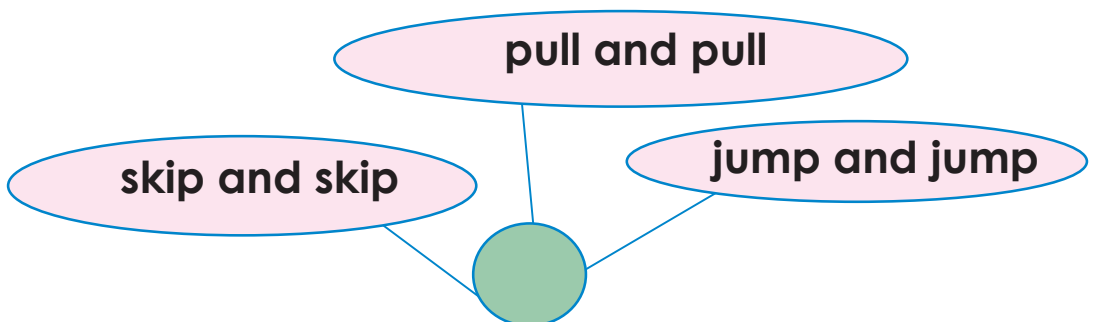
skip

d




jump

## Activity 4: Mime



## Activity 5: Recite and act



In our school  
We play many games  
Some jump high  
Some run and run  
Others pull and pull  
Oh how we play many games.

## Activity 6: Listen and say

**My name** is Akello.  
I love playing football.  
Football is my favourite  
game.





My name is Wani.  
I love playing basketball.  
Basketball is my favourite  
game.

### Activity 7: Debate

Say why your favourite game is the best.

### Activity 8: Play a game

Play 'simon says' game. The teacher will guide you.

### Activity 9: Look and talk

(a)



(b)




fight

forgive

## Activity 10: Listen and tell

### Adut the footballer

Adut is nine years old. Adut loves football. At home, Adut makes a ball using leaves and old papers. She then plays with her friends. Adut always scores many goals.



One day, a boy called Kenyi wanted to play with Adut's team. Adut allowed him to. Kenyi then started fighting other children.

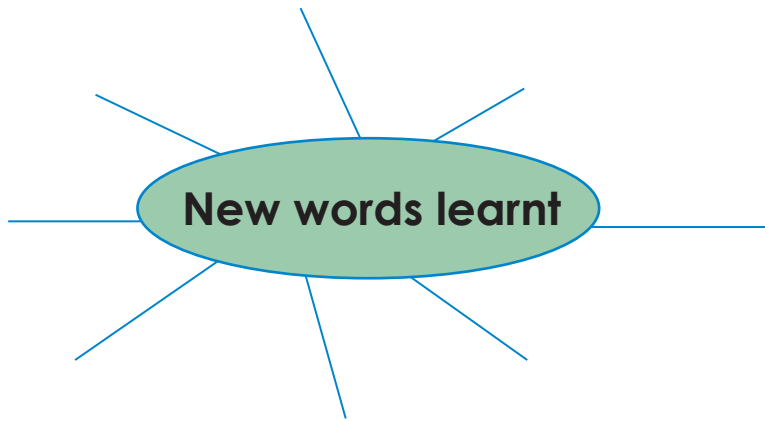
"Stop!" Adut told Kenyi. She told him it is bad manners to fight when playing.

Kenyi was sorry. He said he will not fight again. All children forgave Kenyi. They all played happily.

### Activity 11: Tell us

1. What game does Adut like playing?
2. What does Adut use to make her ball?
3. What lesson do you learn from the story?
4. Say the games you like playing.


### Activity 12: Say





**A** Elements of weather

**Activity 1: Look and talk**



**Activity 2: Draw the weather today**

## Activity 3: Recite



Sun, sun, sun

You make us warm.



Rain, rain, rain


You make us wet.



## B Activities of the year

### Activity 4: Look and talk

a




plough

b




plant

c



weed

d



harvest

## Activity 5: Mime the activities

### C Effects of weather

## Activity 6: Listen and tell

### John and the rain

John is going home.

It starts to rain.

John is running in the rain.



John is feeling cold.

John reaches home.

John is sitting near the fire.

John starts feeling warm.

## Activity 7: Tell us

- What do we do when it rains?
- Why is it bad to run in the rain?


### Activity 1: Look and name

(a)



farmers

(b)



teacher

(c)



tailor

(d)



carpenter

### Activity 2: Say and match


He is a carpenter.

They are farmers.

She is a tailor.

He is a teacher.

## Activity 3: Sing and act



Butcher butcher, I need some meat.

Butcher butcher, will you cut me some?

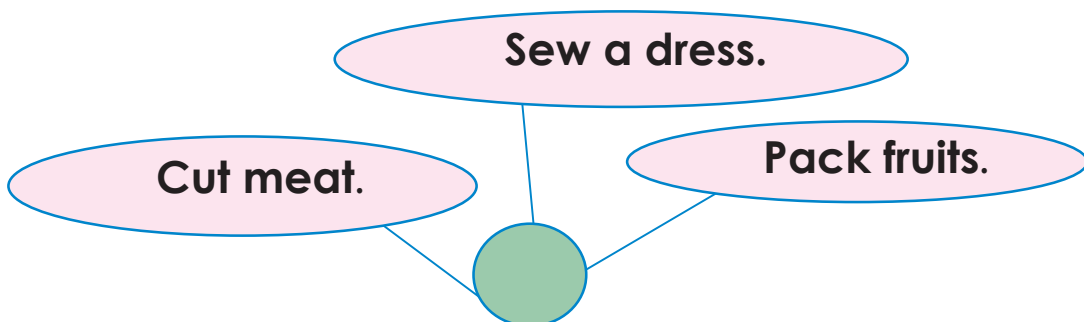
Grocer grocer, I need some fruits.

Grocer grocer, will you pack me some?

Tailor tailor, I need a new dress.


Tailor tailor, will you sew me one?

## Activity 4: Mime



## Activity 5: Listen and act

### The two old friends



**George:** Hello Milkah.

**Milkah:** Hello George. Long time. Where do you work?

**George:** I am a nurse at Kator Health Centre.

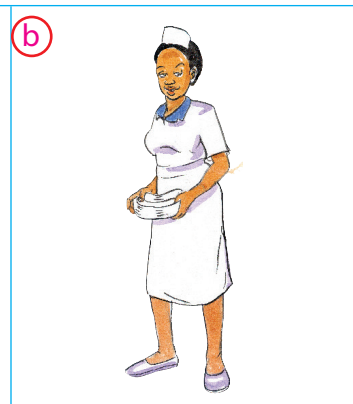
**Milkah:** Good to hear. I am a teacher at GS Juba School.

**George:** I am happy to meet you.

**Milkah:** I am happy too.

## Activity 6: Role-play

nurse  
teacher



## Activity 7: Listen and tell

### Akello the future doctor

Akello is a young girl in Primary 2. She loves everything about science. She is always watching her father work in the laboratory.



Akello wants to be a doctor when she grows up. She wants to treat sick people. She also wants to build a big hospital.



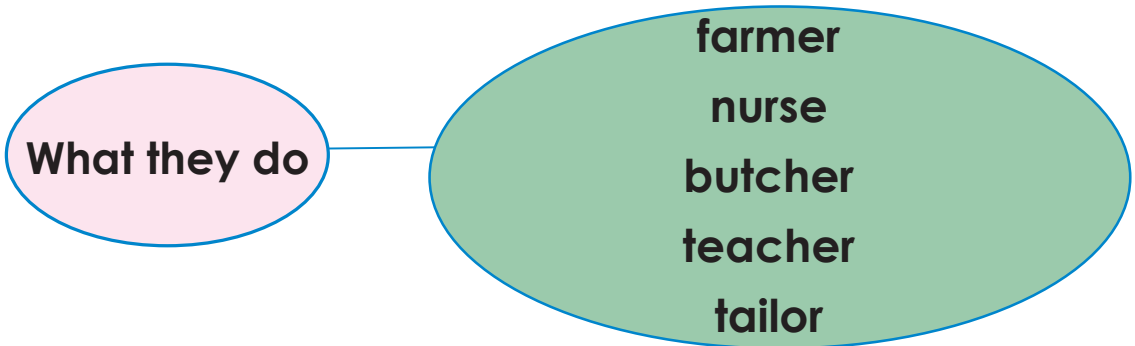
### Activity 8: Tell us

- a) What do you like about Akello?
- b) What do you want to be when you grow up?
- c) Which person do you admire most in your community?

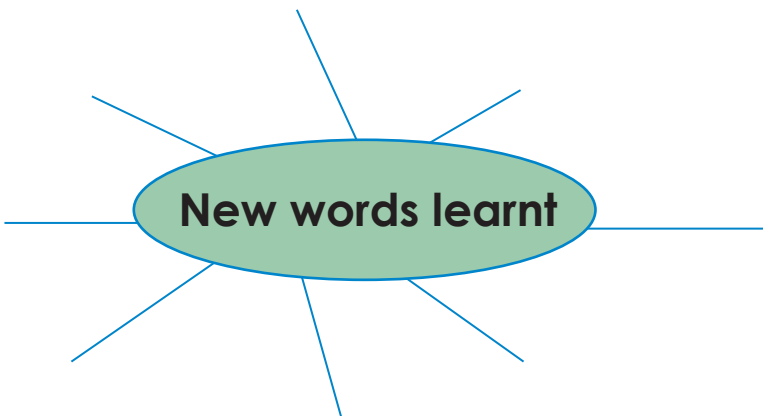
### Activity 9: Who am I?

- 1. Role-play what you want to be.
- 2. The class to guess your job.

### Activity 10: Say what they do



### Activity 11: Say



**A** Different occupations

**Activity 1: Look and name**



doctor



teacher



farmer



pilot

**Activity 2: Role-play in groups**

- (a) Choose one occupation.
- (b) Role-play in your group.
- (c) Group to guess your occupation.

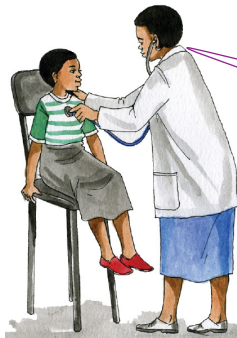
## Activity 3: Say and role-play

a

I am a **weaver**.  
I make and sell mats.




b



I am a **doctor**.  
I treat sick people.

c




I am a **farmer**.  
I keep many cows and goats.

## B Occupations in our community

### Activity 4: Point and name

a



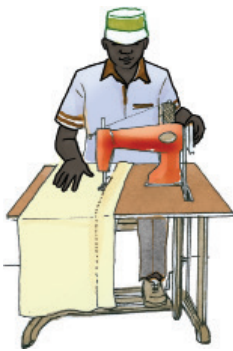
hair dresser

b



grocer

c



tailor

d



carpenter

e



fish monger

f



teacher

### Activity 5: Guess my occupation

Play the occupation game as the teacher guides.

**Activity 6: Listen and tell****Mr Wole's Farm**

Mr Wole is a farmer.

He has a big farm.

He keeps cows, goats and hens.

Children visit Mr Wole's farm.

Mr Wole shows the children his farm.

What do the children see?

**Activity 7: Tell us**

What will you want to be when you grow up?

## Activity 8: Play a game



I am an engineer.

I make cars.

I build roads.

Who are you?




## Activity 4: Say

New words learnt

## A Different times

### Activity 1: Guess the time



### Activity 2: Tell your partner


- Tell your partner what time you wake up.
- Tell your partner what time you go to sleep.

## B Different ways of telling time

### Activity 3: Look and talk




clock



sun

shadow



sunset



moon

### Activity 4: Draw a clock

Tell your partner the parts of a clock.



## C Units of time


### Activity 5: Point and say

a




It is eight o'clock.

b



It is noon.

c



It is 10.30 am.

d



It is 2.30 pm.

### Activity 6: Make a clock


## Activity 7: Recite and act



**Oh, I like my clock**

I like it in the morning,  
When I wake up.

I like it in the afternoon,  
When I eat my lunch.



I like it in the evening,  
When I play.

I like it in the night,  
When I go to sleep.

# D Different watches and clocks

## Activity 8: Look and talk

a



b



c



d



e



f



## **E** Story: My day

### Activity 9: Listen and tell



**My name is Mary.**

**I wake up in the morning.**

**I bathe and brush my teeth.**

**I have my breakfast.**

**I run to school.**

**At break time, I play with my friends.**

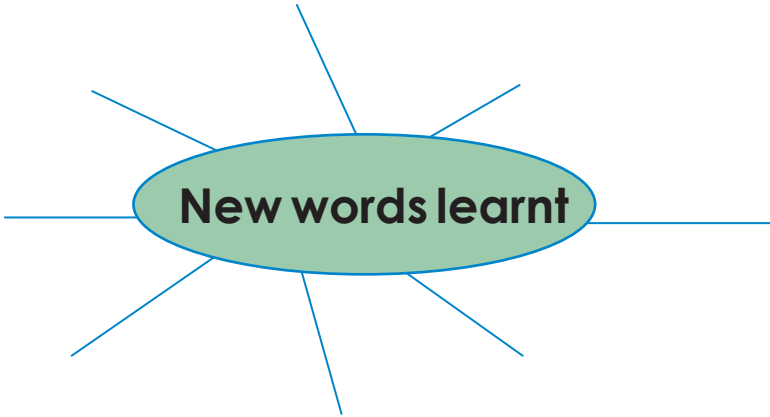
**I get back to class.**

**Then I go home for lunch.**

### Activity 10: Tell us

- 1. Guess what Mary does after lunch.**
- 2. Tell your partner about your day.**


# Activity 11: Say



**A** Peace and security at home

**Activity 1: Listen and say**

**a**



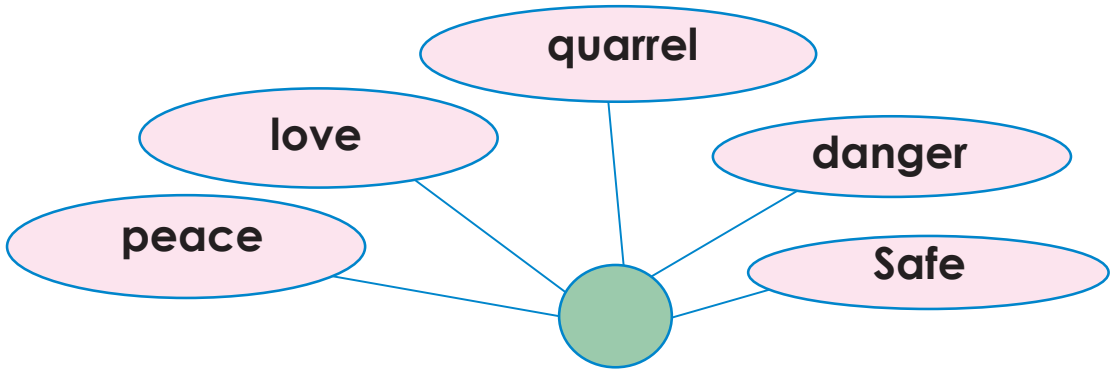
My name is Judith.  
This is my family.  
They keep me safe  
and happy.

**b**



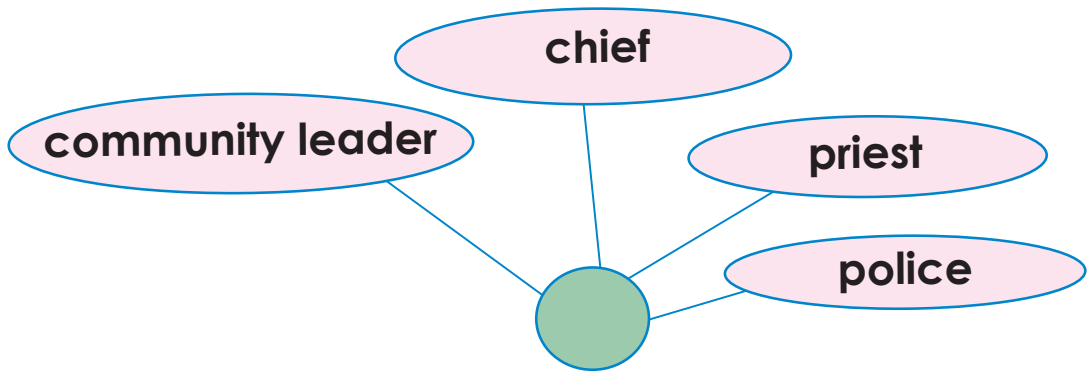
My name is Mark.  
I live with my uncle.  
Sometimes I am sad  
because I miss my father  
and mother.

## Activity 2: Practise saying



## Activity 3: Name and say






## Activity 4: Say and role-play

He is our chief.  
He solves problems  
in our village.



borehole



This is our community leader.  
He advises us always.

This is our police  
officer.  
She keeps us safe.







This is our priest.  
He teaches us about God.

## Activity 5: Who am I?

Talk about me.

chief  
community leader  
priest  
police officer

## B Peace and security in school

### Activity 6: Listen and mime



My name is Nancy.

I love my school.

We work together.

We do not take each other's things.

We play together.

We learn together.




We share our food.

We are kind to each other.

### Activity 7: Draw your friends in school

# C Peace and security in our community

## Activity 8: Look and say



## Activity 9: Play a game of peace



### Activity 10: Listen and tell

#### Tony's big day

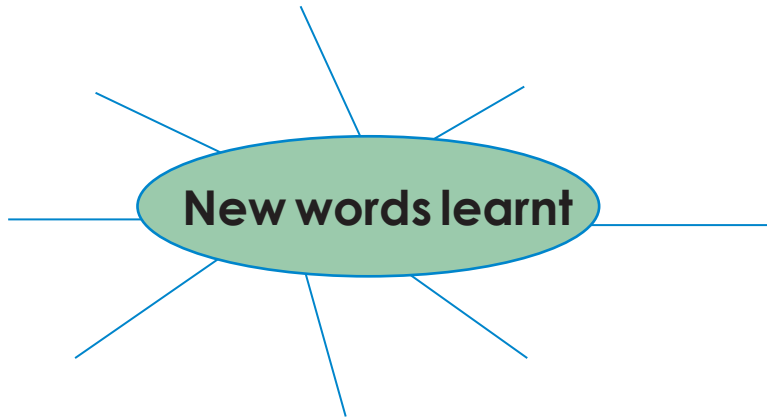


It was my brother's special day.  
Many people came to our home.  
There was a lot of food in our home.  
Everyone ate a lot.  
The visitors sang songs.  
They danced happily.  
They gave Tony many gifts.



## Activity 11: Tell us

1. How would you feel if you were Tony?
2. Why is it good to live in peace?

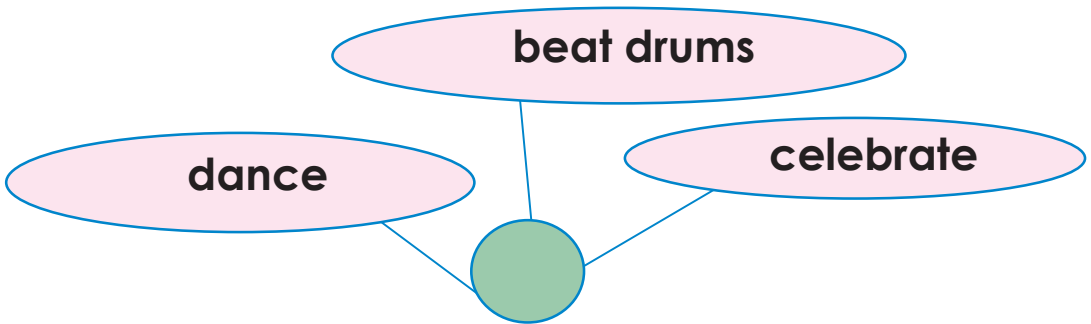
## Activity 3: Say



**Activity 1: Look and talk**

<p>(a)</p>  <p>dancing</p>	<p>(b)</p>  <p>wedding</p>
---	--

**Activity 2: Mime**



**Activity 3: Talk about**

**Tell the class about your favourite celebration.**

## Activity 4: Look and talk



sad

funeral

death

cry

## Activity 5: Sing and act



Dear father,  
Don't go away.  
Mother will miss you.  
I will miss you.  
Oh father,  
When will you come back?  
We love you father.

## Activity 6: Listen and Tell

### Buwa's big day

It was my big sister Buwa's wedding. Soon the groom arrived in our compound.

We all headed towards the church in beautiful cars. Uncle Peter's big car carried my sister.

We arrived at the church at noon. The priest welcomed us and the wedding started. Everyone looked happy.



After the church ceremony, we ate food and took photos. People danced happily. Many people gave presents. We were very happy.



### Activity 7: Tell us

- a) What was happening on the big day?
- b) Where did the wedding take place?
- c) What do you enjoy most at a wedding? Why?

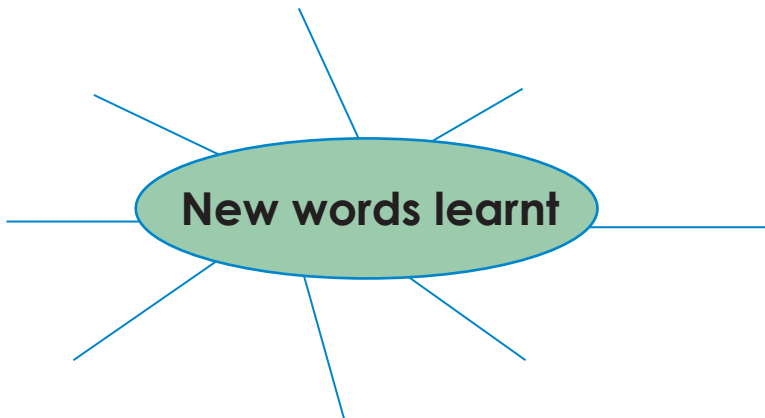
### Activity 8: Role-play

Role-play Buwa's big day.

### Activity 9: Play a game

Play the memory game. The teacher will guide you.

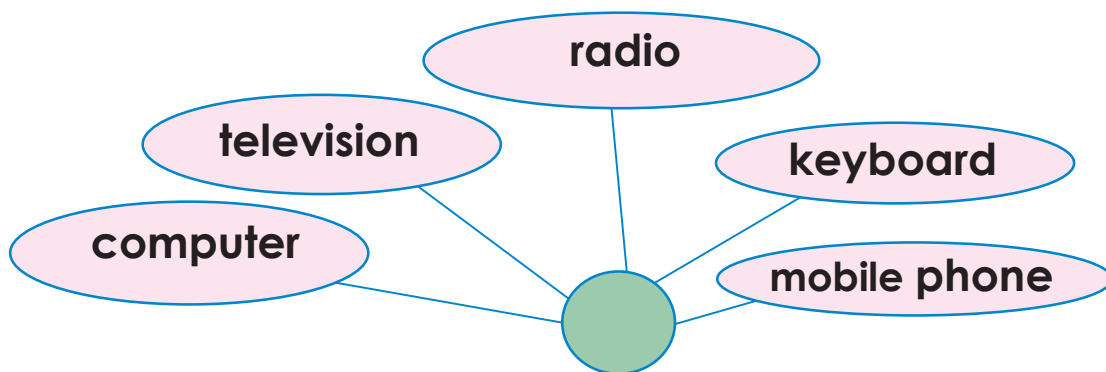
### Activity 10: Say



### Activity 1: Look and name




### Activity 2: Listen and point



### Activity 3: Role-play

This is my **computer**.  
I **type** my work on it.



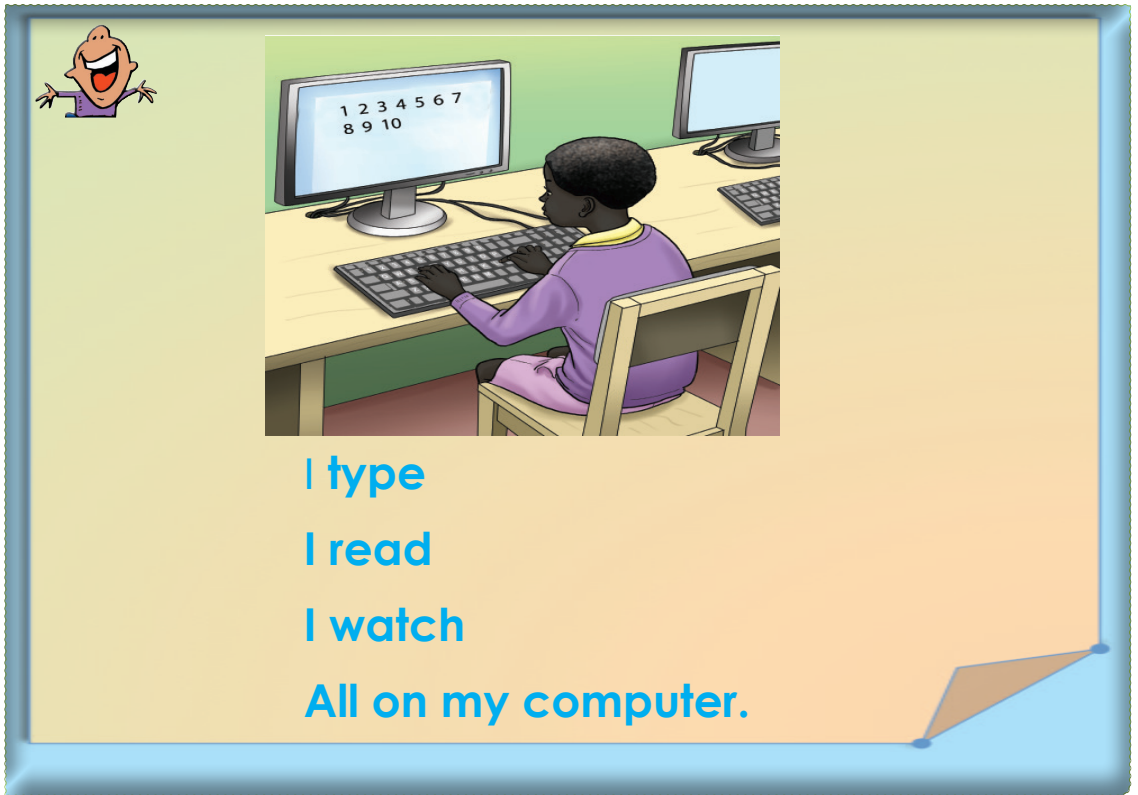
This is my **mobile phone**.  
I use it to **call** my uncle.

This is our **television**.  
We like to **watch news**.  
We watch football too.



#

## Activity 4: Recite and mime



I type

I read

I watch

All on my computer.

## Activity 5: Listen and act

**Sami:** My father bought a computer yesterday.

**Abdul:** What will you do with it?

**Sami:** I will use it to watch school videos.

**Abdul:** What else?

**Sami:** I will type and draw with it.

## Activity 6: Listen and tell

### The computer

A computer has a **mouse** and **keyboard**.  
When you type on the keyboard, the words are  
seen on the **screen**.



Many people use computers at home, work and school. Computers make work easier. The computer saves what you type and you can see it another time.

People can also listen to songs and

## Activity 7 Match and read

screen	
mobile phone	
mouse	
keyboard	
computer	

## Activity 11: Say

